



### **This Issue** Safer at Home Edition #25

- Lecture.....May 14<sup>th</sup>
- Workshop.....May 13<sup>th</sup>
- Sew-In & Lecture .....June 4<sup>th</sup>
- WQ Officer & Chairman Reports
- Virtual Quilt Shows, Lectures, & Classes
- Call for Entries
- Neighborly Guild Calendar
- Happy Hour last Friday of the month



## **Westside Quilters Quarterly Meeting**

### **David Owen Hastings**

"Exploring Nature with Paper and Stitch"

### **Saturday, May 14<sup>th</sup>**

10:00am -12:30am. Social Hour at 9:30am  
Lecture at 11 am

Short business meeting to elect the new WQ Executive Board followed by WQ Quilters' Showcase.

Zoom meeting invitation will be sent to all members

## **Upcoming Workshops & More**

- David Owen Hastings Workshop: "Indi-Go Modern" May 13<sup>th</sup> registration is now open details on page 5. Program Co-Chairs hope that you will register for our newest workshop by **David Owen Hastings**. He will be at Mancuso Quilt Show, but Westside Quilters is offering the same class for half the price! **Deadline to register** is May 11 at 5:30 P.M.
- WQ Quarterly Meeting May 14<sup>th</sup> Special David Owen Hastings lecture "Exploring Nature with Paper and Stitch"
- Meetings and classes will continue on Zoom at least until 2023.
- Friday, May 27<sup>th</sup>-**Happy Hour!** Join us along with your favorite beverage for an hour of quilty chat and shared experiences. Note the NEW TIME! 5:00pm - 6:00pm. A Zoom link will be sent to all members.
- *Please send photos of your completed quilts to [quilterdel@aol.com](mailto:quilterdel@aol.com) to be included in the Quilters Showcase. Photos must be submitted by Wednesday 5/11*

### **National Dance Like a Chicken Day: May 14<sup>th</sup>**

*"National Day" pictures are actual quilts.*



## ***PRESIDENT'S MESSAGE***

### **The Art of Quilting**

Whether it's traditional, modern, one of a kind, or custom, quilts are the inspiration of one's personal art.

I for one enjoy making every type of quilt I see. I like many quilters started with traditional block designs.

After attending my first quilt show I immediately immersed myself into the modern/negative space style quilts. I was so hooked I wanted to explore more creative quilts using paints, threads and repurposing objects. I wanted to learn it all! I love the full genre of art quilts. I always say you can never learn enough techniques and being a subscriber of QUILTING ARTS magazine, I find myself inquisitive and ready to try something new. Challenge your boundaries, think outside the box, tell yourself you can do it or at least give it a try.

I could spend most of my day looking up ideas, finding new patterns (like I need another), read a quilting book whether it's fictional or historical, watching tutorials and just admiring the stash I have.

For the last 5 years I have been trying to expand my art of machine quilting and find that taking classes really get those creative ideas come to life, incorporating the traditional with some of the new modern ideas.

Enjoy the process of your quilting.

Marianne Simpson  
Westside Quilters, President





## Official Guild Business

### Slate of Officers for Westside Quilters Board 2022-2023

Following is the proposed Slate of Officers for 2022-23. As always, we are lucky to have dedicated people who are willing to step up and ensure that our guild continues to run smoothly. Thank you to all those who agreed to be on the slate this year, and I encourage others to say "YES" in the future.

President: Sally Wright

Vice President: Terrie Dorio

Secretary: Pat Karasick

Treasurer: Karynn Dittmar

Programs: Del Walker, Barbara Marom-Pollack, and Nancy Kawahara

Philanthropy: Lisa Drew, Virginia Marshall, and Luann Jaffe

Membership: Amy Barer

Newsletter: Debbie Nussbaum

Website Manager: Sally Wright

At our next General Meeting (scheduled for May 14) we will formally present this slate to the general membership, accept any additional nominations from the floor, and then take a vote.

Thanks to all who have served in the past and to those who will serve going forward.

Respectfully submitted,

Barbara Marom-Pollack  
Vice President



**National Frog Jumping Day May 13<sup>th</sup>**





# WESTSIDE QUILTERS

Per the bylaws of Westside Quilters, the budget needs to be approved by the membership at the May Quarterly Meeting. Please review this proposed budget for the fiscal year June 1, 2022 through May 31, 2023 and be ready to vote at the May 1 meeting.

<b>Westside Quilters Budget for FY 22-23</b>		May, 2022	
		<b>Budget</b>	
		<b>FY 2022-23</b>	
<b>INCOME</b>			
Membership Dues		<b>4000</b>	
Workshop Fees		<b>3000</b>	6 X 10 X 50
Guest Fees		<b>0</b>	
Donations		<b>500</b>	
Holiday Tea		<b>0</b>	
Fabric Sale		<b>500</b>	
Amazon		<b>100</b>	
<b>TOTAL INCOME</b>		<b>8100</b>	
<b>EXPENSES</b>			
Accounting Fees		<b>0</b>	
Administration		<b>100</b>	
General Meeting Expense		<b>2000</b>	
Government Fees		<b>50</b>	
Donations		<b>500</b>	
Membership Expense		<b>500</b>	
Mileage reimbursement		<b>100</b>	
Philanthropy Expenses		<b>750</b>	
Post Office Box Rental		<b>200</b>	
Printing/Promotion		<b>300</b>	
SCCQG Dues & Insurance		<b>300</b>	
Square Up/Pay Pal Fees		<b>100</b>	
Website		<b>250</b>	
Workshop Expenses		<b>3000</b>	
<b>TOTAL EXPENSES</b>		<b>8150</b>	
<b>NET INCOME/LOSS</b>		<b>-50</b>	
Assuming no in person workshops for fy 21/22			
General meeting assuming two virtual and two in person			





A **Friday** Workshop with  
**David Owen Hastings**  
"Indi-Go-Modern"  
**Friday, May 13, 2022**  
10am - 4pm

Workshop fee: \$50.00  
Supply List attached  
Registration is open

A Zoom link will be sent to members who have signed up



*The lure of indigo is strong — the classic blue and white combination found in many Japanese textiles is cool, crisp, and so appealing.*

### **CLASSIC, COOL BLUE AND WHITE PAIRED WITH MODERN DESIGN**

**6 hours:** From classic kimonos to denim jeans, indigo has been used by many cultures for dyeing cloth, and the Japanese have refined the use of indigo to an art form. This is the class to use all those lovely blue and white shibori fabrics you've dyed yourself, or use carefully curated blue and white fabrics from your stash.

Each participant will develop a simple geometric block design based on unfolded origami shapes, set a theme and create variations, and combine them into the beginning of a fresh and modern mini quilt top.

We will start out by stitching practice blocks from blue and white paper, to explore composition using minimal, modern shapes inspired by origami. A PDF will be supplied with blue and white images of fabric, which you can print at home or at a local copy center.

We'll then translate our ideas to fabric, and I will demonstrate simple pattern making using cereal box cardboard. If you don't have any Japanese-inspired blue and white fabric already, I recommend purchasing vintage Japanese yukata cotton fabric from OkanArts.com. Please stick to the blue and white theme. You will want to have some solid dark blues plus some whites/creams to blend with the patterned fabrics.

This workshop is a 6-hour live-stream event, conducted on Zoom, consisting of live instruction (no recording, please). You should have the current version of Zoom installed on your computer or laptop. Guidance for getting started will be sent in advance of the workshop.

## ZOOM WORKSHOP DETAILS

- Look at how to take inspiration from unfolded origami paper
- Stitch some practice blocks using blue and white paper, and explore composition using your smart phone or digital camera to take photos along the way
- Keep the lines and shapes very simple and spare for a modern look
- Transfer your design to cardboard, label and cut out pattern pieces
- Select blue and white fabrics for your simple block design
- Addition fabrics for contrast, pattern, texture and placement
- Use cardboard pattern pieces to cut out fabric, leaving a generous amount of extra fabric for seam allowances
- Sew 9-12 blocks, and explore how multiple blocks interact with each other, creating new shapes
- Sew more blocks as time allows to build up a mini quilt top
- Discuss surface design options: hand stitching and machine quilting
- Watch a demo of facing a quilt for a modern look, and joining finished quilt blocks

David will provide full hands-on instructions in class. Bring blue and white fabrics, including some solids, that you would like to use. If you've done some indigo dyeing, or have some vintage Japanese yukata fabrics in blue and white, they will be perfect for this workshop!

This is an all-levels workshop. You should be comfortable using your sewing machine, and it should be in good working order. I look forward to sharing and sewing with you!

For more about David, please visit [www.davidowenhastings.com](http://www.davidowenhastings.com) or [follow @davidowenhastings on Instagram](https://www.instagram.com/davidowenhastings).

### Workshop: Indi-Go-Modern

#### **MATERIALS LIST**

- **PDF Paper Kit** — Please print out the supplied PDF on quality laser paper before class.
- **10-12 indigo blue and white fabrics**, in a range of values, patterns, and textures. Fat quarters work great for this project. They can be prints, wovens, or fabrics you have dyed with indigo yourself. Please stick to exclusively blue and white. Also include at least one solid dark blue fabric, and one solid white or off-white. You will select a few fabrics to use, but you will want a range to choose from. You may want to purchase vintage Japanese yukata cotton fabric in blue and white from OkanArts.com — be sure to order at least 2 weeks before the workshop.
- **Standard cotton quilt batting** for a design wall, about 24" x 24". Tape this up so you can experiment with your composition, and step back to see the results. Have your phone/camera handy to take pictures of your progress!
- **Cotton sewing thread** for piecing in a neutral color, like light or medium grey. I prefer 40 or 50 wt. thread.

#### **TOOLS/EQUIPMENT**

- Domestic sewing machine with quarter-inch seam allowance foot, or standard foot
- Fresh machine sewing needles: I like to use Klasse' Quilting needles 80/12
- Rotary cutter with a fresh blade
- Utility knife or X-Acto knife

- Scissors for paper and fabric shears
- Seam ripper (just in case!)
- Cutting mat (medium size, about 12" x 18" or 18" x 24")
- Quilting ruler (6" x 18" or 6" x 24")
- Chalk pencils and/or Chaco Liner
- Black Sharpie and a pencil with eraser
- Pins
- Smart phone with camera or digital camera to take photos as you work
- Iron and ironing board
- Paper and pencil for sketching: simple copy paper will work, but a larger newsprint pad is nice.
- Post-It pad, small size – you will only need a few Post-Its.
- Thin cardboard for pattern making: a flattened cereal box is perfect for this, but any thin cardboard that you can cut easily with scissors or a utility knife will work.



<p><b><u>National Learn to Swim Day</u></b> <b>May 21<sup>st</sup></b></p> 	<p><b><u>National Barbecue Day</u></b> May 16<sup>th</sup></p> 	<p><b><u>National Senior Health &amp; Fitness Day</u></b> May 25<sup>th</sup></p> 
--	---	---



Westside Quilters Quarterly Meeting features guest speaker:

**David Owen Hastings**

"Exploring Nature with Paper and Stitch"

**Saturday, May 14, 2022**

10:00am -12:30am. Social Hour at 9:30am.

A Zoom link will be sent to all members.



At our Quarterly Meeting [David Owen Hastings](#) joins us for a lecture "Exploring Nature with Paper and Stitch". David says "In this lecture, I talk about my work as a visual artist, and how there are similarities to how I now work as a quilter. This talk starts with a review of my stitched paper artwork, which I have been creating for over 20 yrs.

I give examples of where I get inspiration, and what my process is like. I first print my paper using a monotype technique, then sew many layers of printed paper together with a sewing machine. I then talk about how quilters can find inspiration in the world around us, and how my journey as a maker has taken me from gallery artist into the world of modern quilting.

### **Bio**

David is a modern quilter, graphic designer, print and textile artist, and was the 2020 President of the Seattle Modern Quilt Guild. He creates richly layered contemporary artwork and modern minimal quilt and textile designs. For over 20 years, David has exhibited his stitched paper artwork in galleries and juried shows and worked exclusively with nonprofit organizations on their branding and communications.



David's creative approach to modern quilting has led to a busy schedule of workshops and lectures on quilting, branding for artists, fine art and textile techniques. Sharing knowledge, encouraging creativity, and teaching new skills are personal passions. He also loves to travel, especially in Asia, and enjoys sharing his experiences and inspiration through travel photos and stories.

DAVID'S WEB SITE: [www.davidowenhastings.com](http://www.davidowenhastings.com)

INSTAGRAM: [@davidowenhastings](https://www.instagram.com/davidowenhastings)

WORKSHOPS: Inspired by Art, Inspired by Architecture, Modern Abstract Quilts, Indi-Go-Modern, Visible Mending, Stitched Paper Collage, Mini Mod Quilts, Quilted iPad Case, Snappy Eyeglass Cases

LECTURES: Exploring Nature with Paper + Stitch, Indigo Dyeing in Japan, Minimal Design – Maximum Impact, Branding for Artists, Instagram for Artists, Zoom for Artists







## Zoom Sew-In and Lecture

**Saturday, June 4, 2022**

First, we'll have a Sew-in beginning at 10:00 am until 1:00pm. At 11:00am we will be joined by [Phyllis Cullen](#) who will give a lecture presentation "Quilting in Paradise" A personal story (and slide show) of how living in the land of aloha has

influenced Phyllis's art. Lots of scenes of Hawaii with insights from the island, and lots of quilts with their stories from a long career. And an invitation to the islands, when we can have our friends come over and play once more Phyllis's lecture fee will go to help Hawaii's people and animals, devastated by the loss of the tourist economy



---

## **Membership.....**

**Westside Quilters Renewal Time.....**  
**..... Yes, yes sign me up!!!**



It's May already and this is our annual membership month. I hope you will join us again for another year full of many opportunities to visit one another and to join in our Zoom meetings. It looks like we will be meeting by Zoom for a while longer but will certainly let you know when it will be possible to get back together in person. We have some wonderful speakers lined up along with our workshops, Happy Hour on the last Friday of each month and our occasional sew-ins along with our General Meetings. I feel we are fortunate to have Zoom to give us the opportunity to be together for these years.

The membership form is in your newsletter and on our website. And you have several choices for payment - check, credit card, Zelle or PayPal.

Renewal Form can be found on the last page of this newsletter and on the Westside Quilters website: <http://www.westsidequilterslosangeles.org>

Looking forward to another great year of quilting and learning.

Luann Jaffe  
Membership

---

## Philanthropy.....

Hello fellow quilters!

Thank you for your generous support of our fabric sale! It was a fun time to see you all and buy more fabric! Thanks to all who helped set-up and tear down, and especially a big thank you to Pat Karasick who so graciously hosted the sale in her driveway. The leftover fabric went to Quilting for Community, a nonprofit in Chatsworth that gives free quilting lessons and donates their quilts to community organizations. You can learn more about them at <https://www.quiltingforcommunity.org/> or follow them on Instagram at quiltingforcommunity. Thank you to Del for delivering the fabric to them!

We are happy to report that Virginia delivered 18 quilts and 6 pillowcases to Upward Bound House in Santa Monica recently. What a wonderful example of Westside Quilters' talented and generous members.

And we continue to receive many more beautiful quilts. Our next donation will be to Para Los Niños.



We still have a few pieces of batting and lots of fabric for backs available. Thanks to Julie and Rachel Marquez of Sewing Arts Center for providing us with the batting and fabric to make our philanthropy quilts! If you are able to help quilt some larger quilt tops that have been donated to us, please let us know. You would not have to bind the quilt; we have members who will help us with the binding.

You can contact us at [philanthropy@westsidequilterslosangeles.org](mailto:philanthropy@westsidequilterslosangeles.org).

We appreciate you!

Thank you for your support!  
Virginia Marshall, Lisa Drew, and Nancy Kawahara  
Philanthropy Co-chairs



## Leadership.....

### Moving On...

At the May General Meeting, we will elect a new Board for our guild, and I will no longer be your Vice President. Therefore, this is my last column. As I look back at the past three years of serving in this capacity and writing these monthly columns, I realize I have learned a lot.

First and foremost, I have learned how lucky I am, how lucky we ALL are, to be part of this community of congenial, talented and dedicated people. Serving on the Board has only emphasized that fact. We are so lucky to have a group of volunteers who each do their small part to help Westside Quilters run smoothly and successfully. The past couple of years have been a challenge (to say the least...), but our guild persevered and thrived as it adjusted to each new reality. We need more people willing to step up and do their fair share in the future.

I have also learned that the more you put into it, the more you get out of it. Are you just coming to the quarterly general meetings? I encourage you to sign up for a workshop or lecture, drop in to a Sew-in or Happy Hour. I guarantee you it will be worth your while. There is always more to learn, and we are lucky to have so many opportunities to hear new ideas.

And that is the perfect segue to say that I am not leaving the Board but am moving on to a new position. I will now be working on Programs, along with Del Walker and Nancy Kawahara. We hope to continue to bring a variety of interesting programming to our guild, and I encourage you to let us know if there is a particular topic/person you would like to see on the schedule. Please be kind to us as we learn the ropes of this new job. I am sure you will agree with some of our programming choices and disagree with others, but I hope you will become even more active participants nonetheless.

I will close this last column with a quote I saw on a quilting website (sorry, I don't remember which one): "Anything that brings beauty and love these days goes a long way in softening the confusion and sadness the world is in." Our quilts bring both beauty and love and help make the world a better place. Keep quilting. Keep learning. Keep supporting our guild by your membership, your participation, and by sharing your talent with all of us.

Happy Quilting!

Barbara Marom-Pollack  
Vice President



Gwenn Oki	May 13
Pam Overton	May 13
Vicki Fisher-Lerer	May 22
Madhu Mandavia	May 29
Karynn Dittmar	May 31



Quilter's Block



## Treasurer

Karynn Dittmar, Treasurer

<b>OPENING BALANCE AS OF 6/1/21</b>		<b>7766.51</b>
<b>INCOME</b>		
Membership Dues / Donations	2345.00	
Workshop Fees	1760.00	
Bank Adjustment	0.00	
Guest Fees	10.00	
Fabric Sale Fundraiser	305.00	
Amazon	44.48	
<b>TOTAL INCOME</b>		<b>4464.48</b>
<b>EXPENSES</b>		
Workshop Expense	1825.00	
General Meeting Expense	1570.00	
Charitable Contributions	275.00	
Administrative Expenses	20.67	
Membership Expenses	362.40	
SCCQG Insurance	267.75	
Website	220.25	
PO Box Rental	204.00	
Philanthropy / Ed. Expense	407.58	
Printing / Promotion / Admin.	0.00	
Square Up/Pay Pal Fees	54.01	
Government Fees	0.00	
<b>TOTAL EXPENSE</b>		<b>5206.66</b>
<b>NET INCOME</b>		<b>-742.18</b>
<b>CLOSING BALANCE as of 4/28/22</b>		<b>7024.33</b>



### Website and Social Media:

Photos from the Jenny Kae workshop and lecture will be up on the WQ website soon.... Check it out maybe next week.

Regarding social media... Please, please, please send you photos of your completed (or even almost completed projects) for our Weekly Update and our social media pages on Facebook and Instagram! We want to see your work! Send to [westsidequilters@yahoo.com](mailto:westsidequilters@yahoo.com).

Sally Wright  
Website & Social Media Manager.

### National Love a Tree Day May 16<sup>th</sup>



## ***Calls for Entry May 2022***

So happy to say the quilt shows and exhibits are slowly coming back to life even as the pandemic continues. Lots of special exhibit calls for Quilt Festival Houston are open now and closing soon. Some have extended their deadline dates. Please see the listing below. Right now, as always, before sending off your entry to any show, double check to make sure that the event is actually taking place. See below. Hopefully as 2022 progresses there will be more opportunities. Watch this space!

For some great information from a veteran on how to get your work shown see this blog entry from Sue Bleiweiss <https://suebleiweiss.blog/2018/06/14/getting-your-work-out-there/>

I also recommend this blog post from Lyric Kinard on how to choose venues to display your work - <https://lyrickinard.com/2019/05/showing-your-work-choosing-venues/> In fact, there is a whole series of blog posts on getting your work out there that is well worth your time.

Here are some suggestions for quilt entry photography from International Quilt Festival.

### PHOTOGRAPHING YOUR QUILT FOR SUBMISSION

Continuing our notifications for ways to display your quilts and textile pieces to a wider audience...

Entering shows is not difficult, but to begin here are a few guidelines:

- Always make sure you read everything in the call including the calendar, requirements, rules, etc. Especially the rules! Will save headaches and disappointment later on.
- Keep a record on your entries so you won't be caught with a quilt needing to go two places at once. Having to remove a quilt from a show or exhibit because you misread the exhibition dates is a no-no. Ask me how I know...
- Having a great photo of your quilt - straight on, in focus, not on a bed or held up showing hands and feet, super important. There is lots of great info on quilt photography on line. Google!
- Don't be intimidated or depressed by a rejection! There are lots of different reasons why a quilt doesn't fit into a specific show. It is usually not because your quilt is bad!

The calls below are just a sample of the many opportunities out there. For more search "Fiber Art Calls for Entry" or "Quilt Calls for Entry"

### **Current Calls for Entry:**

#### **Great Wisconsin Quilt Show - Modern Mini Quilt Challenge**

The Great Wisconsin Quilt Show and Nancy Zieman Productions LLC announce the sixth-annual Modern Mini Quilt Challenge, taking place throughout the month of May on social media! You are invited to participate in the challenge by stitching a 24-inch square (or smaller) modern mini quilt in fabrics featuring a modern color palette and design. **Entry deadline May 20, 2022**

<https://quiltshow.com/modernminiquiltchallenge/>

#### **Fiber Art Now Excellence in Quilts**

Call for Entry: May 1–21, 2022

**Juror:** Nancy Bavor, San Jose Museum of Quilts & Textiles Director Emerita, Appraiser, Curator, Lecturer

*Fiber Art Now* invites artists to submit their artwork to the 2022 *Excellence In Quilts* exhibition. The Call for Entry is open May 1 through May 21, 2022. Juror Nancy Bavor will select current quilts of original design that show inventiveness and mastery of techniques. Quilts should be two or more layers of any material stitched together as a 2D or 3D artwork.

[https://artist.callforentry.org/festivals\\_unique\\_info.php?ID=10357](https://artist.callforentry.org/festivals_unique_info.php?ID=10357)

## **Hoffman Challenge**

<https://hoffmancaliforniafabrics.net/challenge/>

**Entry Deadline June 1, 2022.**

## **Quilt Festival Long Beach - August 4-6, 2022 Open calls for Special Exhibits:**

**Art Deco Inspired Quilts** - Inspired by geometric designs, streamlined forms, and sometimes offbeat colors, the Art Deco movement was stylish, influential, and omnipresent from 1925 through the 1940s. Art Deco was reflected in paintings, crafts, fine arts, and even architecture. Quilts submitted for this exhibit should be inspired by this much-loved style. **Entry deadline May 12, 2022**  
<https://www.quilts.com/enter-your-quilt/>

**Art Nouveau- Craft as Art** - From the 1880s until World War I, western Europe and the United States witnessed the development and ascent of the Art Nouveau style. Taking inspiration from the unruly aspects of the natural world, Art Nouveau influenced art and architecture, the applied arts, graphic work, and illustration. Some of its best-known practitioners include Toulouse-Lautrec, Tiffany & Company, Alphonse Mucha, and William Morris. Quilts submitted for this exhibit should reflect Art Nouveau themes and style. **Entry deadline May 12, 2022**  
<https://www.quilts.com/enter-your-quilt/>

## **Quilt Festival Houston November 3-6, 2022 - Open Calls for Special Exhibits.**

**CELEBRATION OF LIFE** Quilting can be a showing of love and honor by an artist. For this exhibit, depict how you, a family member, or a friend has celebrated a loved one's wedding, birth, birthday, or memorial. Remember to include your inspiration in the artist's statement, which will tell why the work was created and who it is for. The piece may be a traditional, art, or modern quilt. **Entry Deadline June 9, 2022.** <https://www.quilts.com/enter-your-quilt/>

**Hands All Around** - Artists from all around the world incorporate influences from their own cultures into the design and technique of their quilts. This prestigious, long-running international showcase will include recent quilts by international artists who create works inspired by such. **Entry Deadline May 6, 2022.** <https://www.quilts.com/enter-your-quilt/>

**In Full Bloom** - Just as quilters create beautiful pieces of art with fabric, florists and gardeners cultivate works of beauty from the soil. This exhibit showcases floral-inspired quilts from across the spectrum in lush color and splendor. **Entry Deadline May 6, 2022.**  
<https://www.quilts.com/enter-your-quilt>

**In The American Tradition** - Contemporary quiltmakers often look to the art form's rich tradition and history for inspiration in their own works. This exhibit features recently-made quilts that incorporate traditional blocks, styles, and/or techniques. **Entry Deadline May 19, 2022**  
<https://www.quilts.com/enter-your-quilt>

**Landscape Quilts** From valleys and volcanoes to mountains to monuments, landscapes often inspire artists, including many in the quilt world. This expansive exhibit will showcase stunning geographical wonders. **Entry Deadline May 19, 2022**  
<https://www.quilts.com/enter-your-quilt>




**Tactile Architecture** Buildings have a long history of inspiring the creative designs of quiltmakers. In the 19th century, American quilters developed classic architectural patterns such as Log Cabin,



Schoolhouse, and Brick Wall. This annual juried exhibit challenges quiltmakers to create works based on architectural themes and inspirations. **Entry Deadline June 2, 2022.**  
<https://www.quilts.com/enter-your-quilt>

Sally Wright  
 sally@sallywrightquilts.com



<p><b><u>National Bike to Work Day</u></b>                  May 20<sup>th</sup></p> 	<p><b><u>National Solitaire Day</u></b>                  May 22<sup>nd</sup></p> 	<p><b><u>National Orange Juice Day</u></b>                  May 4<sup>th</sup></p> 
<p><b><u>National Paperclip Day</u></b>                  May 29<sup>th</sup></p> 	<p><b><u>National Endangered Species Day</u></b> May 20<sup>th</sup></p> 	<p><b><u>Bird Day</u></b> May 4<sup>th</sup></p> 

**National Star Wars Day** May 4<sup>th</sup>





## ***A NEIGHBORLY GUILD CALENDAR***

### **May 2022**

May 4 Santa Monica Quilt Guild <a href="http://www.santamonicaquiltguild.org">www.santamonicaquiltguild.org</a>	<u>Dana Jones</u> Lecture: Pagtinabangay: The Quilts and Quiltmakers of the Caohagan Islands
May 9 Simi Valley Quilt Guild <a href="http://www.simivalleyquiltguild.org">www.simivalleyquiltguild.org</a>	<u>SFVQA 40th Birthday Bash!</u>
May 9 & 14 LA Modern Quilt Guild <a href="http://www.LAMQG.org">www.LAMQG.org</a>	<u>Emily Watts</u> Lecture Workshop: Modern Quilts with Bias Tape Appliqué
May 11 Glendale Quilt Guild <a href="http://www.glendalequiltingguild.org">www.glendalequiltingguild.org</a>	<u>Jenni Smith</u> Lecture: "Quilting with Liberty Fabrics"
March 13 San Fernando Valley Quilt Guild <a href="http://www.sfvqg.net">www.sfvqg.net</a>	<u>Linda Ballard</u> Workshop: "Double Your Pleasure" Lecture: "Discover the Possibilities"
May 13 & 14 <b>Westside Quilters</b> <a href="http://www.WestsideQuiltersLosAngeles.org">www.WestsideQuiltersLosAngeles.org</a>	<b><u>David Owen Hastings</u></b> Lecture: "Exploring Nature with Paper and Stitch" Workshop: "Indigo Modern - Classic, Cool Blue and White Paired with Modern Design"
May 15 African American Quilters of Los Angeles <a href="http://www.easysite.com/aaqla">www.easysite.com/aaqla</a>	<u>Meeting</u> – third Sunday of the month
May 18 South Bay Quilters Guild <a href="http://www.southbayquiltersguild.org">www.southbayquiltersguild.org</a>	<u>Joyce Hughes</u> Workshop: Beginning Thread Painting
<b>June 2022</b>	
June 1 Santa Monica Quilt Guild <a href="http://www.santamonicaquiltguild.org">www.santamonicaquiltguild.org</a>	<u>Tara Miller</u> Lecture: Quilting with the Fire of My Foremothers
June 4 <b>Westside Quilters</b> <a href="http://www.WestsideQuiltersLosAngeles.org">www.WestsideQuiltersLosAngeles.org</a>	<b><u>Phyllis Cullen</u></b> Lecture: "Quilting In Paradise"
June 13 LA Modern Quilt Guild <a href="http://www.LAMQG.org">www.LAMQG.org</a>	<u>Meeting</u>
June ?? San Fernando Valley Quilt Guild <a href="http://www.sfvqg.net">www.sfvqg.net</a>	<u>???</u>
June 8 Glendale Quilt Guild <a href="http://www.glendalequiltingguild.org">www.glendalequiltingguild.org</a>	<u>Jenny Lyon</u> Lecture: "The Beauty of Imperfection"
June 19 African American Quilters of Los Angeles <a href="http://www.easysite.com/aaqla">www.easysite.com/aaqla</a>	<u>Meeting</u> – third Sunday of the month
June 21 South Bay Quilters Guild <a href="http://www.southbayquiltersguild.org">www.southbayquiltersguild.org</a>	General Meeting"
June ?? Simi Valley Quilt Guild <a href="http://www.simivalleyquiltguild.org">www.simivalleyquiltguild.org</a>	<u>TBD</u>

# ***At Home and Surfing the Internet***

*(Temporarily replacing OUT AND ABOUT)*

Did you know there are **Quilting Arts podcasts**? <https://www.quiltingdaily.com/category/quilting-arts-podcast/>

**How to bind a hexagon** from Krista Moser...[https://www.kristamoser.com/post/how-to-bind-a-hexagon?utm\\_campaign=0bd4d49f-7de5-4db8-a9ea-a3082e58309c&utm\\_source=so&utm\\_medium=mail&cid=bb417b7b-f324-4ac1-8cb9-e64610039d0a](https://www.kristamoser.com/post/how-to-bind-a-hexagon?utm_campaign=0bd4d49f-7de5-4db8-a9ea-a3082e58309c&utm_source=so&utm_medium=mail&cid=bb417b7b-f324-4ac1-8cb9-e64610039d0a)

A great **new resource for finding online classes...**

[https://www.academyforvirtualteaching.com/quiltclasscalendar?fbclid=IwAR12SF\\_XATJ3pkkoS26KkvpC\\_FeIT6nMa-gW5ppNVoa1h\\_l8riaJMCE-278](https://www.academyforvirtualteaching.com/quiltclasscalendar?fbclid=IwAR12SF_XATJ3pkkoS26KkvpC_FeIT6nMa-gW5ppNVoa1h_l8riaJMCE-278)

Some of **Patricia Belyea's favorite things....**

[https://okanarts.com/blogs/blog/favorite-things?fbclid=IwAR32pbtj9xM9UiOXpVZgynYITwPku\\_w7uNz0IUlrBPXh3Hk1MsedUiFsiaY](https://okanarts.com/blogs/blog/favorite-things?fbclid=IwAR32pbtj9xM9UiOXpVZgynYITwPku_w7uNz0IUlrBPXh3Hk1MsedUiFsiaY)

**See the Speaker Calendar of the Southern California Council of Quilt Guilds for additional events.** Go to [www.sccqg.org](http://www.sccqg.org) scroll down to the bottom of the homepage and click on the box "Speakers" and see other SCCQG guilds and speakers into 2022

## **ALICE BEASLEY - QUILTS EXHIBITION**

The California Heritage Museum is pleased to present a 30-year retrospective by Oakland quilt artist Alice Beasley. The exhibition will open on Friday, March 11th and conclude on Sunday, June 12th, 2022, open Wednesday to Sunday from 11 am to 4pm. There is FREE parking for this event directly behind the Heritage Museum's building.



Quilt artist Alice Beasley has been making quilts since 1988. Fabric is her chosen medium of expression through which she creates realistic portraits of people and objects. She finds color, light, shadow, line and value in the pattern of ordinary household fabrics. From these materials she snips small pieces which she arranges and fuses into a figurative composition. As such the work grows from within rather than being applied to the surface of a canvas by paint, pencil or similar drawing tools. When the image is complete, Beasley sews it together with the stitch line constituting the final "drawn" line.

Ms. Beasley presents many subjects in her work, among them she often completes artwork that displays a rare look into the world of politics and how it affects the Black community. Ultimately, the artist's goal is to celebrate the human condition in work that both intrigues and inspires the viewer.

Alice Beasley's work has been exhibited in many venues throughout the United States including the California Heritage Museum, the American Folk Art Museum, Rutgers University Art Museum, the National Afro-American Museum, the Textile Museum of Washington D.C. and the Smithsonian Anacostia Museum as well as abroad in Madrid, France, Japan and Namibia. Her work has been purchased or commissioned by a number of individuals and public entities including the DeYoung Museum, the City and County of San Francisco and County of Alameda.

*California Heritage Museum, 2612 Main St, Santa Monica.*



## Member Articles and Stuff...

### Color Courage Workshop Recap

By Pat Karasick

Jenny Kae presented Westside Quilters with ideas for conquering indecision in selecting fabrics for your quilts. She suggested going to a paint store and selecting paint chips. Many have gradients of color on the same chip. Narrow your color palette down. Lime green is a neutral, did you know that?

Use a color wheel. Her favorite is Color Play by Joen Wolfson 3-1 Color tool. Make a complimentary color quilt using opposite sides of the wheel. This is Jenny's favorite. Analogous uses 3-5 colors that are next to each other on the wheel.

Jenny had students go through a series of exercises using small fabric squares. There was enough time to share and examine each board that Westside quilters had created. She challenged everyone to see how color works in nature. It is not cheating to use the selvage edge where the manufacturer has put color dots of the colors used to create the fabric design. Note, digital fabrics do not have this. Jenny is a Cherrywood ambassador, so her demos were pulled from her color coordinated buckets of solid fabrics, easy to see on the screen.

Take a photo on your smart phone. You can manipulate the values, remember Judy Cleveland taught us how to do this. This may show what you are missing. Use equal amounts of lights, medium and darks for depth.

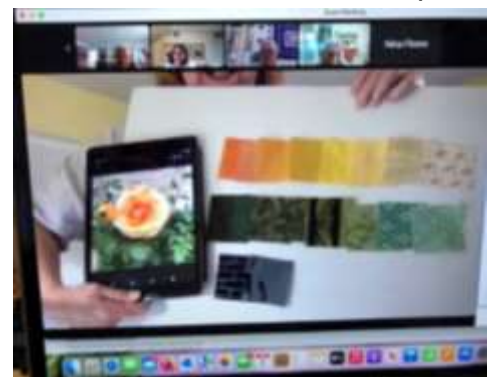
A couple of references that she likes are:

- Gia Perry, Color from the Heart
- Jenny Beyer, Color Confidence
- Mary Coyne Penders, Color and Cloth 1 block, 3 different ways
- Trish Burr Color, Confidence in Embroidery

It is always good to take a class to learn something new or refresh ideas. Make new brain cells, spend time with fellow quilters and be creative.

Example of analogous using Cherrywood fabrics.

Terrie uses her own photo to create a quilt pulling colors from the photo. Gorgeous!



## Is your foot pedal always slipping?

By Pat Karasick

Well, with a bit of shelf liner and some binding, fiber fill and a big scrap of fabric you can make a foolproof holder for your foot pedal. Full disclosure, I saw this on Pinterest. Measure your foot pedal. They are not all the same. Cut the shelf liner a little bit bigger. Bind it with some cheerful fabric to go with your space. Make a small “pillow” of some more fun fabric. This is attached with big stitches to one end. This creates a “stopper” for your foot pedal. Easy-peasy, no more chasing your foot pedal around creating more sewing time.



Afewgoodideas.com

### Thank you letter from Westside Food Bank



April 18, 2022

Karynn Dittmar, Treasurer  
Westside Quilters Los Angeles  
PO Box 641925  
Los Angeles, CA 90064-6925

Dear Ms. Dittmar,

Westside Quilters are helping our community get through the worst food security crisis of our lifetimes – thank you!

Your gift means that local families struggling to make ends meet have consistent access to the nutritious foods required for good health, and can stretch their resources to pay for rent, childcare, and other basic needs. Whether they visit one of our longstanding member agencies, a new grassroots food distribution, or one of Westside Food Bank's four new pop-up pantries, you are providing nourishment and hope in these challenging times.

All of us at Westside Food Bank are deeply grateful to you for caring so much about the more than 200,000 people who are receiving our food this year. Thank you for ensuring that our neighbors in need don't go hungry.

Warm Regards,

Bruce Rankin  
Executive Director

Tax Note: Donation of \$250.00 (check number 1782, dated 4/3/2022), in support of our hunger relief efforts.

No goods or services were provided to this contributor in connection with this gift.  
Westside Food Bank's Tax ID # is 95-3685875.

1710 22nd St., Santa Monica, CA 90404 | pt 310.828.6018 | f 310.828.2646 | www.wafb.org  
Federal Tax ID #: 95-3685875

### National Textiles Day May 2<sup>nd</sup>



### Join Hands Day May 7<sup>th</sup>






## Editor's Note:

Some quilting projects can be very challenging! But nothing comes close to the challenge NASA Astronaut Karen Nyberg faced while sewing a 9" square star-themed quilt block in space in 2013!!! At that time, she also invited quilters all over to create star blocks to be combined with her block into a single quilt.

This month Retired Astronaut Karen Nyberg has launched her own fabric line inspired by her views of earth from space. Seeing Earth from space is a privilege afforded only to a select few highly trained individuals—the rest of us have to settle for photos and videos. Now, those views can also be incorporated into quilts and other crafting projects thanks to a new fabric line from Robert Kaufman. Nyberg also created a pattern that perfectly complements her fabric line. See below.



The 30 new organic fabrics depict different landscapes she photographed while at the ISS, ranging from swirling ocean currents to dense forests. Robert Kaufman Fabrics/Wimeo.

Stay Safe and Healthy.....


Debbie Nussbaum  
Newsletter Editor



**National Space Day May 6<sup>th</sup>**



**National Paper Airplane Day  
May 26<sup>th</sup>**



**National  
Astronaut  
Day  
May 5<sup>th</sup>**





## Westside Quilters Executive Board meeting, April 3, 2022

**President:** Marianne called the meeting to order at 12:00. Pat moved and Barbara seconded the approval of the minutes from the March 13 meeting. The Board approved. There was discussion of meeting in person in May and all agreed to this.

**Vice President:** Barbara said the slate of officers for 2022-23 will be voted on at the May quarterly meeting. The list will be in the next newsletter. Terrie will write up the memo to extend the term of several officers that will also be voted on at the May meeting.

**Treasurer:** Karynn said next year's proposed budget will be in the May newsletter and also presented at the May meeting. The Board voted to make our annual donation to the Westside Food Bank of \$250.00.

**Programs:** Pat mentioned the upcoming programs of Jenny Kae in April and David Owens Hastings in May. All details are on the website.

**Philanthropy:** Nancy thanked everyone for their help at the fabric sale. We made \$285.00 and have some batting and backing fabric left for those who need it for philanthropy quilts. Virginia will be taking quilts and pillowcases to Upward Bound soon.

**Newsletter:** Articles should be sent to Debbie by April 27.

**New Business:** The next meeting will be at Pat's house on May 7 at 10:00.

Meeting adjourned at 12:45.

Respectively submitted,

Terrie Dorio, Secretary



**National Mother Goose Day**  
May 1<sup>st</sup>



**International Red Sneakers Day**  
May 20<sup>th</sup>



**National Start Seeing Monarchs Day**  
May 7<sup>th</sup>



## Next Executive Board Meeting

The next meeting of the Executive Board will be held, May 7, 2022  
 All members of Westside Quilters are welcome to attend with prior notice to  
[Pres@WestsideQuiltersLosAngeles.org](mailto:Pres@WestsideQuiltersLosAngeles.org).



*Our Mission*

A new kind of guild organized for educational and charitable purposes; to promote cooperation and the exchange of ideas among quilters; to instruct members in methods and techniques of traditional and contemporary creative quilting; to serve mini-groups and their philanthropic endeavors within the community; to inspire personal achievement.

Officers 2020-2021

President	Marianne Simpson
Vice President	Barbara Marom-Pollack
Secretary	Terry Dorio
Treasurer	Karynn Dittmar
Program	Pat Karasick, Del Walker, and Cindi Garacochea
Membership	Luann Jaffe
Newsletter	Debbie Nussbaum
Philanthropy	Nancy Kawahara, Virginia Marshall, and Lisa Drew
Website Manager	Sally Wright

Appointed Positions

<b>Hospitality</b>	Kim Ryan, Matt Randall
<b>Meeting Set-Up/Take-Down</b>	Marianne Simpson Lisa Drew and Sonja Daniel
<b>Photographer</b>	Sally Wright
<b>President Emeritus</b>	Roberta Walley

Mailing Address                      **Post Office Box 641925  
 Los Angeles, CA 90064**

**Website**

[www.WestsideQuiltersLosAngeles.org](http://www.WestsideQuiltersLosAngeles.org)

Facebook    **We're on Facebook. Check out the banner on the WQ website home page (lower center).**

Amazon    **There is a boxed message in the lower center of our website home page giving a direct link to Amazon. By using this link, anything you purchase earns a 4% "dividend" paid directly to WQ. *This only works if you enter the Amazon website from the WQ website link.***

iGive.com    **This is another way to benefit WQ when shopping on the Internet. Here you need to register (the iGive.com logo appears in the lower center on the WQ website home page and links you directly to iGive.com). More than 800 Internet retailers participate (Barnes & Noble, Bed Bath & Beyond, Enterprise Rent-A-Car, Lancome -- to name a few). Follow the instructions at iGive.com.**

Non-Profit Status    **Westside Quilters is tax-exempt from Federal income tax under section 501(c)(3) of the Internal Revenue Code, and classified as a public charity under section 170 of the Code, according to the determination letter dated May 26, 2011 received from the Internal Revenue Service. The effective date of exemption is June 17, 2010. Donations to Westside Quilters are fully tax-deductible for individuals and other entities such as corporations, partnerships, trusts; Westside Quilters is qualified to accept tax deductible bequests and gifts or transfers of gifts.**

F.E.I.N. 27-3145733  
**(Federal Employer Identification Number)**





## Membership Form June 1, 2022 to May 31, 2023

PLEASE WRITE CLEARLY and MAKE SURE YOU INCLUDE YOUR EMAIL ADDRESS

Name		Birthday (Month/Day)
Address		
City/State/Zip Code		
Home Phone	Work Phone	Cell Phone
<b>Email:</b>		
Occupation	Retired? From?	
Member of Mini-Group	Interested in joining a mini-group?	

**Renewal Membership**       **New Member**

**Annual Membership Dues to May 31, 2022 [dues are not tax deductible] .... \$ 50.00 Fully Tax-Deductible Charitable Donation .....** \_\_\_\_\_

**Total Amount Enclosed .....** \_\_\_\_\_

Members of Westside Quilters (WQ) may participate in all Guild activities, have the right to vote, hold elective or appointed office, attend General Meetings without fee, and register for work-shops at membership rates. WQ members pledge to perform a few service hours each year.

For renewing members, please indicate your contributions this past fiscal year:

- Served on the Executive Board or a volunteer committee.
- Engaged in philanthropic quilting activities (WQ or other organizations).
- Assisted at general meetings or workshops or field trips.
- Contributed to the WQ newsletter or distributed promotional WQ material
- Other activities \_\_\_\_\_.

Members can pay with a check, cash, credit card or debit card:

- (1) If paying by check, make your check payable to "Westside Quilters."
- (2) If paying by credit card or debit card, please fill in the information below.

Credit card number \_\_\_\_\_

Name as it appears on card \_\_\_\_\_ Expiration Date \_\_\_\_\_

- American Express     MasterCard     Visa     Debit Card

CVV \_\_\_\_\_ Billing Zip Code \_\_\_\_\_

- (3) Please sign and complete this application.
- (4) Mail application and check (if paying by check) to Westside Quilters,  
Post Office Box 641925, Los Angeles, CA 90064.

\_\_\_\_\_  
Signature

\_\_\_\_\_  
Date

Westside Quilters is a Federal 501(c)(3) tax-exempt public charity. The effective date of exemption is June 17, 2010, as specified in the determination letter dated May 26, 2011.